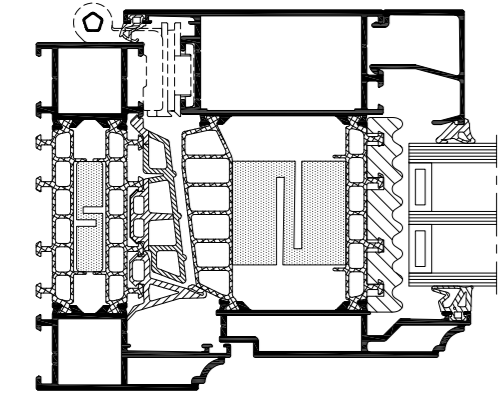


# MASTERLINE 10-HI+ RENAISSANCE DOORS INWARD

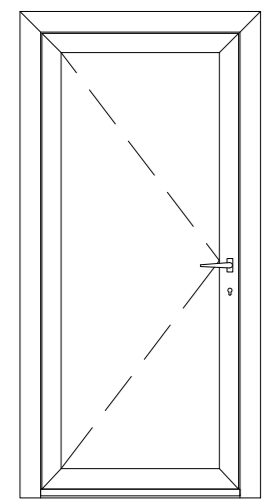
OPDEKDEUR  
FENETRE PORTE  
REBATED DOOR  
FENSTERTUER

MASTERLINE 10-HI+ GETEKEND  
MASTERLINE 10-HI+ DESSINE  
MASTERLINE 10-HI+ DRAWN  
MASTERLINE 10-HI+ GEZEICHENET



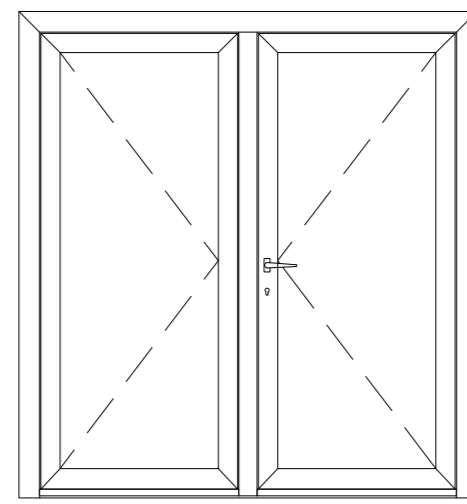
OVERZICHT OPENINGS TYPES  
APERÇU TYPES D'OUVERTURE  
OVERVIEW OPENING TYPES  
ÜBERSICHT ÖFFNUNGSARTEN

DEUR BINNENDRAAIEND  
PORTE OUVRANT VERS L'INTERIEUR  
DOOR INWARD OPENING  
TUER NACH INNEN OEFFNEND



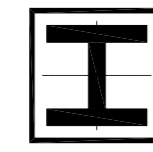
101a

DUBBELE DEUR NAAR BINNENDRAAIEND  
PORTE DOUBLE OUVRANT VERS L'INTERIEUR  
DOUBLE DOOR INWARD OPENING  
ZWEIFLUEGELIGE TUER NACH INNEN OEFFNEND

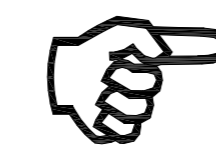


102a

PROFIELOVERZICHT  
APERÇU DES PROFILES  
PROFILE OVERVIEW  
PROFILUEBERSICHT



HULPPROFIELEN  
PROFILES DE RACCORDEMENT  
ADDITIONAL PROFILES  
ZUSATZPROFILE



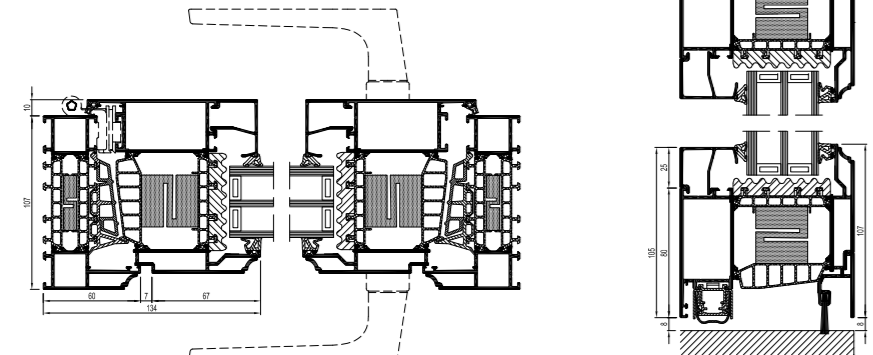
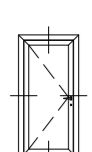
... .dwg

BOUWAANSLUITINGEN  
RACCORDEMENTS AU BATIMENT  
BUILDING CONNECTIONS  
BAUANSCHLUESSE

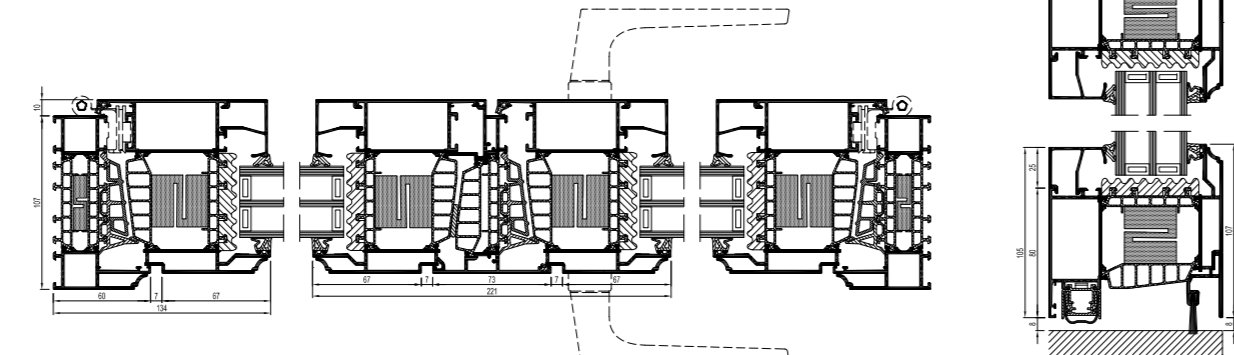
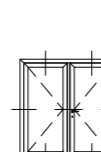


... .dwg

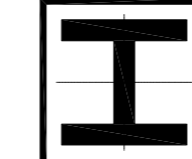
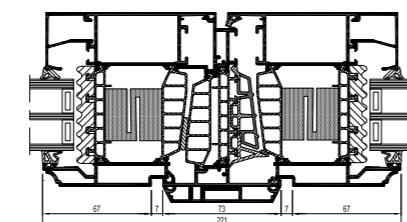
101a



102a

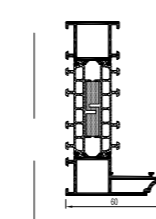


VARIANT

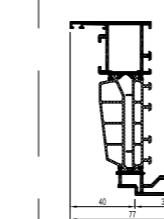


PROFIELOVERZICHT  
APERÇU DES PROFILES  
PROFILE OVERVIEW  
PROFILUEBERSICHT

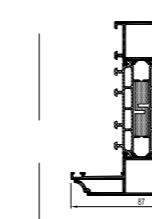
BUITENKADER RENAISSANCE  
DORMANT RENAISSANCE  
OUTER FRAME RENAISSANCE  
BLENDRAHMEN RENAISSANCE



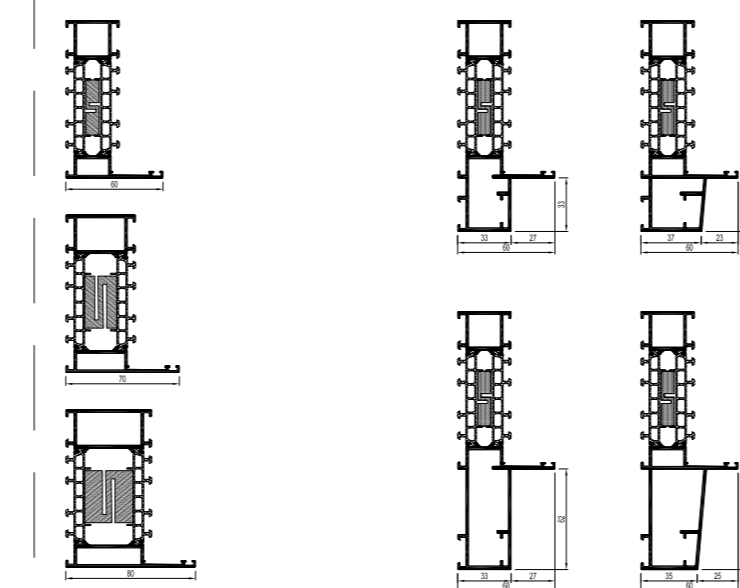
VLEUGEL  
OUVRANT  
VENT  
FLEUGEL



T-PROFIEL  
TRAVERSE  
TRANSOM-MULLION  
SPROSSE



BUITENKADER  
DORMANT  
OUTER FRAME  
BLENDRAHMEN



STOLPPROFIEL  
BATTEE CENTRALE FEN. DOUBLE OUVR.  
DOUBLE CASEMENT PROFILE  
STULPPROFIL



DE PROFIELKEUZE WORDT BEPAALD DOOR DE MAXIMALE AFMETINGEN EN HET MAXIMALE GEWICHT VAN HET ELEMENT.  
NEEM CONTACT OP MET UW REYNAERS ALUMINIUM FABRIKANT OM DE JUISTE PROFIELKEUZE TE BEVESTIGEN.

LE CHOIX DU PROFILÉ EST DÉFINI PAR LES DIMENSIONS MAXIMALES ET LE POIDS MAXIMUM DE L'ÉLÉMENT.  
VEUILLEZ CONTACTER VOTRE FABRICANT REYNAERS ALUMINIUM POUR CONFIRMER LE BON CHOIX DE PROFILÉ.

THE PROFILE SELECTION IS DEFINED BY THE MAXIMUM DIMENSIONS AND WEIGHT OF THE ELEMENT.  
PLEASE CONTACT YOUR REYNAERS ALUMINIUM FABRICATOR TO CONFIRM THE RIGHT PROFILE SELECTION.

DIE PROFILAUSWAHL WIRD DURCH DIE MAXIMALEN ABMESSUNGEN UND DAS GEWICHT DES ELEMENTS DEFINIERT.  
BITTE WENDEN SIE SICH AN IHREN REYNAERS ALUMINIUM HERSTELLER UM DEN RICHTIGEN PROFILAUSWAHL ZU BESTÄTIGEN.